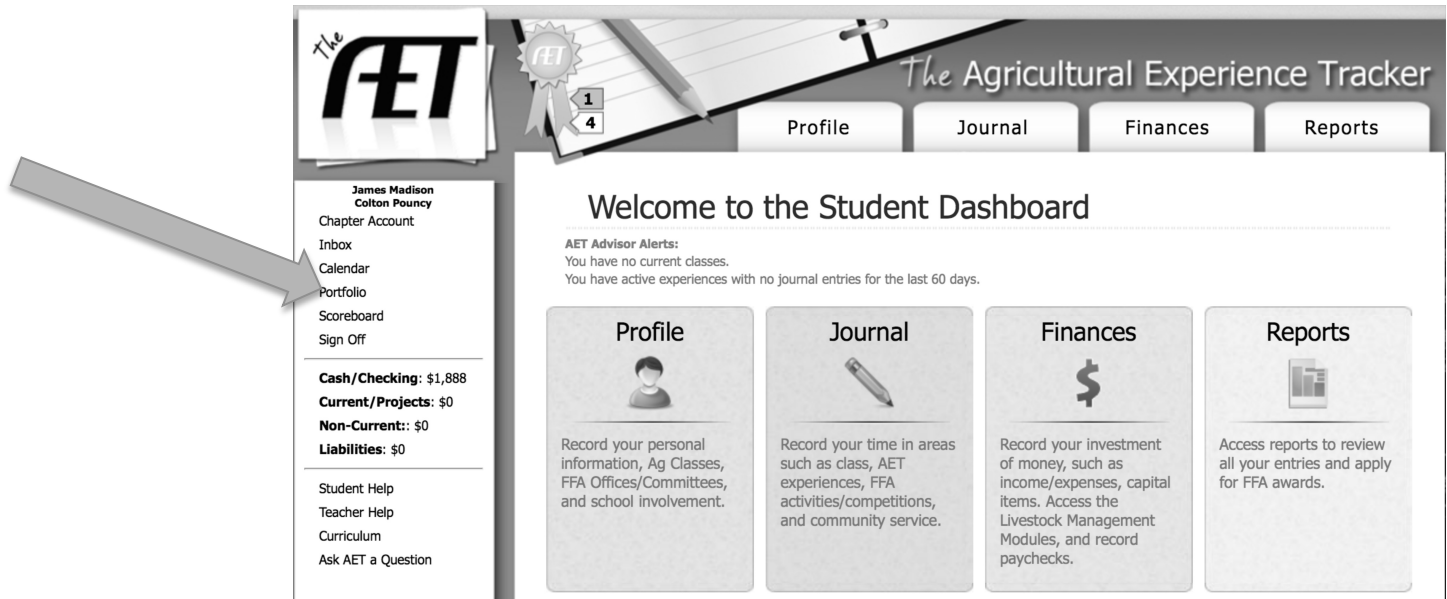


AET-Agricultural Experience Tracker

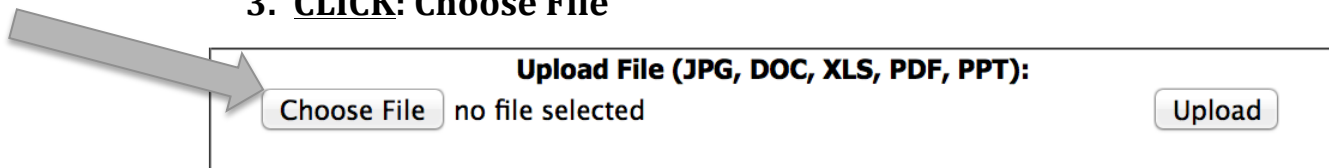
"My Portfolio Photos"

1. **LOG-IN:**

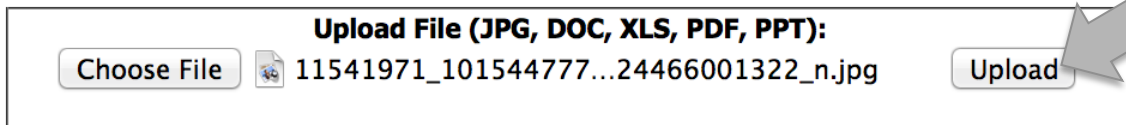
2. **CLICK Portfolio:**



3. **CLICK: Choose File**



4. **CLICK Upload:** (You will either see the photo name after its been chosen or an error message.)



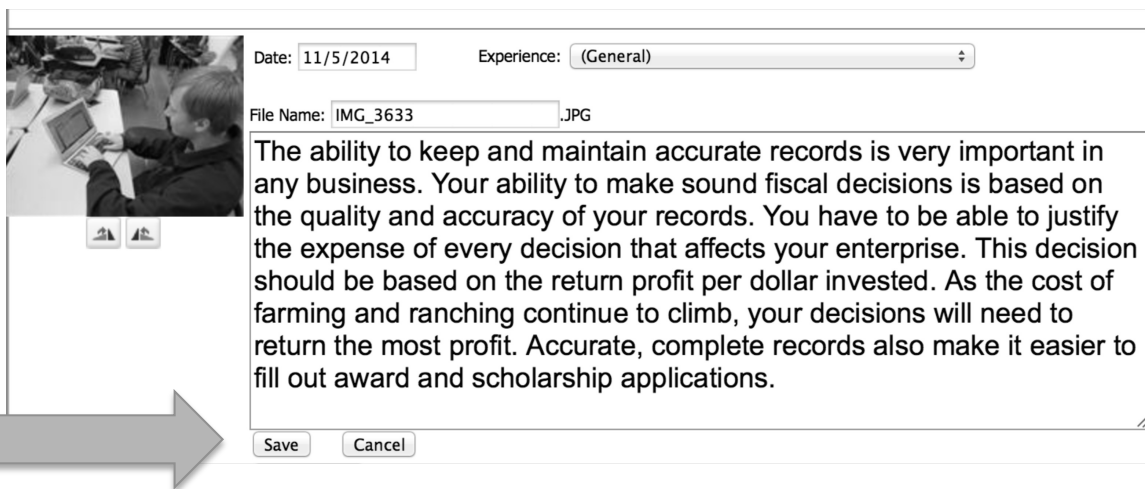
5. **CLICK Edit:** (This will allow you to add a caption or to rotate the picture.)



AET-Agricultural Experience Tracker

“My Portfolio Photos”

- 6. FILL IN THE CAPTION (for each photo):** The ability to keep and maintain accurate records is very important in any business. Your ability to make sound fiscal decisions is based on the quality and accuracy of your records. You have to be able to justify the expense of every decision that affects your enterprise. This decision should be based on the return profit per dollar invested. As the cost of farming and ranching continue to climb, your decisions will need to return the most profit. Accurate, complete records also make it easier to fill out award and scholarship applications.



The screenshot shows a web form for adding a photo to a portfolio. On the left is a photo of a person working on a laptop. To the right of the photo are fields for 'Date' (11/5/2014), 'Experience' (General), and 'File Name' (IMG_3633.JPG). Below these is a large text area containing the same paragraph as in step 6. At the bottom right are 'Save' and 'Cancel' buttons. A large grey arrow points from the left towards the 'Save' button.

7. CLICK SAVE:ADD ADDITIONAL PHOTOS AS NEEDED!

a. Goat Barn:

- i. AET (Record Keeping)**
- ii. Washing**
- iii. Clipping**
- iv. Hoof Trimming**
- v. Weighing**
- vi. Showing**
- vii. Administering Shots/De-Wormers/Etc.**